



## Peak

Peak is a suitable luminaire for offices, corridors, classrooms and other public environments, Peak is available for T5 and T8 tubes.

Peak is equipped with a single parabolic diffuser (EP).

The Peak luminaire can be surface mounted, wire or chain suspended. The cable entries are at both end-pieces, at the top of the luminaire body, in the middle, and at the points of suspension.

Peak luminaires with a U symbol for upright have light slots in the body providing a comfortable up- and downlight.



Uplight model



All models with keyholes



2092/28 EP.

# Peak



Uplight model

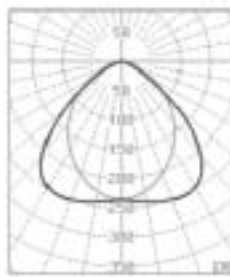


All models with keyholes

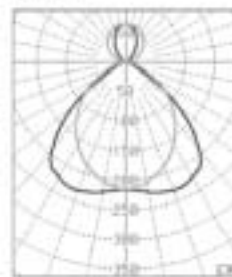


2092/28 EP

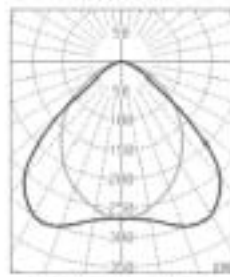
## Polar diagram



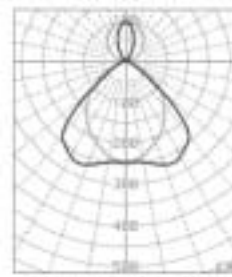
2092/36 EP



2092/36 U EP



2092/28 EP



2092/28 U EP

## Dimensions and weights

Effect	Length	Width	Height	Suspension c/c	Weight
36	1294	234	73	1000	6,3kg
58	1594	234	73	1000	8,1kg
36 HF	1294	234	73	1000	6,3kg
58 HF	1594	234	73	1000	7,1kg
28	1294	234	73	1000	6,3kg
35	1594	234	73	1000	7,1kg

All dimensions in mm.

Subject to changes of design and dimensions without notice.

## Facts

### Luminaire:

Body of white powder-coated sheet steel.  
End-pieces of white ASA-plastics.

### Reflector/louvre:

EP-single parabolic diffuser with mat side reflectors and white enamelled cross blades.

### Connection:

At the top of the luminaire body, in the middle, and at the points of suspension.

### Installation:

Surface mounting with keyholes or wire- or chain suspended.

### Miscellaneous:

U-symbol means upright through light slots.  
On request adjustable electronic ballast units, analogue or digital, are available.

### Luminaire:

E70 220 10	Peak 2092/36 EP	2x36w T8
E70 220 12	Peak 2092/58 EP	2x58w T8
E70 220 20	Peak 2092/36 EP U	2x36w T8
E70 220 22	Peak 2092/58 EP U	2x58w T8
E70 220 30	Peak 2092/36 EP HF	2x36w T8
E70 220 32	Peak 2092/58 EP HF	2x58w T8
E70 220 34	Peak 2092/36 EP U HF	2x36w T8
E70 220 36	Peak 2092/58 EP U HF	2x58w T8
E70 220 14	Peak 2092/28 EP	2x28w T5
E70 220 16	Peak 2092/35 EP	2x35w T5
E70 220 17	Peak 2092/49 EP	2x49w T5
E70 220 18	Peak 2092/54 EP	2x54w T5
E70 220 24	Peak 2092/28 EP U	2x28w T5
E70 220 26	Peak 2092/35 EP U	2x35w T5
E70 220 27	Peak 2092/49 EP U	2x49w T5
E70 220 28	Peak 2092/54 EP U	2x54w T5

### Accessories:

E79 200 54	Mounting clamp 351W, wire
E79 200 56	Mounting clamp 351K, chain