



## 24-series


Series 24 is a perfect all-round luminaire, suitable for many different types of environments. The series is an excellent choice for the food industry, large-scale catering, multilevel car parks, hospitals, shelters etc. The 24-series is available with a clear or opal diffuser and as an optional extra there is an aluminium reflector. The luminaire is equipped with keyhole slots for easier surface mounting. Connection at the end-pieces or through top cable entries in the middle of the luminaire body. A special shelter attachment is available as an accessory.



Series 24 with opal diffuser




Double cable entries in the middle of the luminaire



Keyhole slots

# Series 24


IP44 T5 T8  



Optional reflector, see accessories

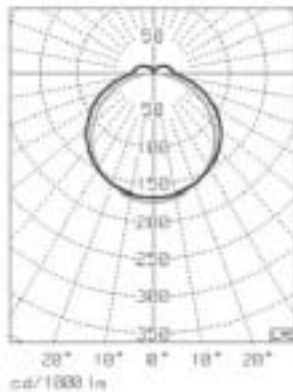


Double cable entries in the middle of the luminaire

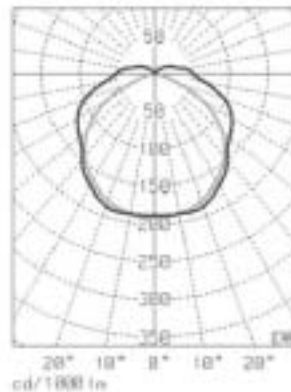


Keyhole slots

## Polar diagram



2402/36



2412/36

## Dimensions and weights

Effect	Length	Width	Height	Suspension c/c	Weight
18w	633	210	63	520	3,1kg
36w	1243	210	63	1000	5,0kg
58w	1543	210	63	1000	6,9kg
14w	633	210	63	520	3,1kg
28w	1243	210	63	1000	5,0kg
35w	1543	210	63	1000	6,9kg

All dimensions in mm.

Subject to changes of design and dimensions without notice.

## Facts

### Luminaire:

The body is made of zinc-plated sheet steel with a powder-coated white finish. End-pieces of white ASA-plastic.

### Reflector/louvre:

The lined prismatic diffuser is of clear or opal extruded acrylic plastic. Optional aluminium reflector.

### Connection:

At the end-pieces through cable entries Ø23mm with blanket grommets, and two top entries Ø19mm in the middle of the luminaire body.

### Installation:

Surface or wall mounting, or to a wire using wire attachment No. 347. For shelters with attachment No. 394 (see accessories).

### Miscellaneous:

The luminaires are provided with a through-wiring facility, 5-pole terminal block in the middle of the luminaire body, phase compensated and keyhole slots for easier surface mounting. Optional reflector.

### Luminaire:

#### Clear diffuser

E72 232 53	2412/18	2x18w T8
E72 232 54	2412/36	2x36w T8
E72 233 14	2412/36 OK	2x36w T8
E72 233 18	2412/36 HF	2x36w T8
E72 233 15	2412/58 OK	2x58w T8
E72 233 16	2412/58	2x58w T8
E72 233 30	2412/14	2x14w T5
E72 233 34	2412/28	2x28w T5
E72 233 36	2412/35	2x35w T5

#### Opal diffuser

E72 232 43	2402/18	2x18w T8
E72 232 44	2402/36	2x36w T8
E72 233 04	2402/36 OK	2x36w T8
E72 233 05	2402/58 HF	2x58w T8
E72 233 06	2402/58	2x58w T8
E72 233 20	2402/14	2x14w T5
E72 233 24	2402/28	2x28w T5
E72 233 26	2402/35	2x35w T5

### Accessories:

E79 201 10	Wire attachment No.347, acid-proof
E79 201 44	Wire attachment No. 343
E79 207 01	Shelter attachment No. 394
E79 290 21	Reflector 24 Wide 14/18W
E79 290 22	Reflector 24 Wide 28/36W
E79 290 24	Reflector 24 Wide 35/58W