

## Series 24 Narrow



## Series-24 Narrow

Series 24 is a perfect all-round luminaire, suitable for many different types of environments. The series is an excellent choice for the food industry, large-scale catering, multilevel car parks, hospitals, shelters etc.

The 24-series Narrow is available with a clear or opal diffuser and as an optional extra there is an aluminium reflector. The luminaire is equipped with keyhole slots for easier surface mounting. Connection at the end-pieces or through top cable entries in the middle of the luminaire body.

A special shelter attachment is available as an accessory.



Series 24 S  
with opal diffuser



Double cable entries in the  
middle of the luminaire



Keyhole slots

# Series 24 Narrow


IP44 T5 T8



Optional reflector, see accessories

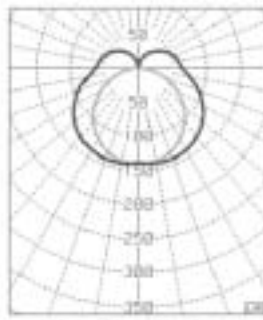


Double cable entries in the middle of the luminaire



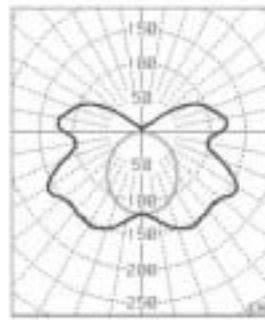
Keyhole slots

## Polar diagram



cd/1000 lm

2401 S



cd/1000 lm

2411 S

## Dimensions and weights

| Effect | Length | Width | Height | Suspension c/c | Weight |
|--------|--------|-------|--------|----------------|--------|
| 18w    | 638    | 110   | 87     | 520            | 2,0kg  |
| 36w    | 1248   | 110   | 87     | 1000           | 3,3kg  |
| 58w    | 1548   | 110   | 87     | 1000           | 4,3kg  |
| 14w    | 638    | 110   | 87     | 520            | 2,0kg  |
| 28w    | 1248   | 110   | 87     | 1000           | 3,3kg  |
| 35w    | 1548   | 110   | 87     | 1000           | 4,3kg  |

All dimensions in mm

Subject to changes of design and dimensions without notice.

## Facts

### Luminaire:

The body is made of zinc-plated sheet steel with a powder-coated white finish. End-pieces of white ASA-plastic.

### Reflector/louvre:

The lined prismatic diffuser is of clear or opal extruded acrylic plastic. Optional aluminium reflector.

### Connection:

At the end-pieces through cable entries Ø23mm with blanked grommets, and two top entries Ø19mm in the middle of the luminaire body.

### Installation:

Surface or wall mounting, or to a wire using wire attachment No. 343 or 347.

### Miscellaneous:

The luminaires are provided with a through-wiring facility, 5-pole terminal block in the middle of the luminaire body, phase compensated and keyhole slots for easier surface mounting. Optional reflector.

### Luminaire:

#### Clear diffuser

|            |           |          |
|------------|-----------|----------|
| E72 232 70 | 2411/18 S | 1x18w T8 |
| E72 232 71 | 2411/36 S | 1x36w T8 |
| E72 232 72 | 2411/58 S | 1x58w T8 |
| E72 232 90 | 2411/14 S | 1x14w T5 |
| E72 232 92 | 2411/28 S | 1x28w T5 |
| E72 232 94 | 2411/35 S | 1x35w T5 |
| E72 232 96 | 2411/49 S | 1x49w T5 |

#### Opal diffuser

|            |           |          |
|------------|-----------|----------|
| E72 232 60 | 2401/18 S | 1x18w T8 |
| E72 232 61 | 2401/36 S | 1x36w T8 |
| E72 232 62 | 2401/36 S | 1x58w T8 |
| E72 232 80 | 2401/14 S | 1x14w T5 |
| E72 232 82 | 2401/28 S | 1x28w T5 |
| E72 232 84 | 2401/35 S | 1x35w T5 |
| E72 232 86 | 2401/49 S | 1x49w T5 |

### Accessories:

|            |                                   |
|------------|-----------------------------------|
| E79 201 10 | Wire attachment No.347,acid-proof |
| E79 201 44 | Wire attachment No. 343           |
| E79 207 01 | Shelter attachment No. 394        |
| E79 290 26 | Reflector 24 Narrow 14/18W        |
| E79 290 28 | Reflector 24 Narrow 28/36W        |
| E79 290 30 | Reflector 24 Narrow 35/58W        |