


Series 45



Series 45

This industrial luminaire satisfies the exacting market demands for performance and energy saving qualities. The Series 45 is easy to install and there is a range of accessories available. On special request there are attachments such as the Canalis brand, attachments and an aluminium louvre available. There is also a design with replacement blade reflectors; see special product sheet Series 45 L. The 45 Series is an excellent choice for industries, warehouses, and supermarkets. Also available with a laminate reflector, see series 45L.



Wire attachment No. 348



Wire attachment No. 343



Luminaire 4582, with louvre

Series 45



It's a simple operation to remove the reflector

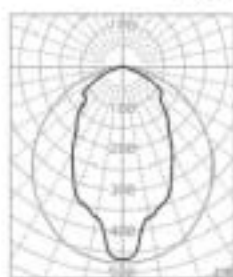


The quick suspension 450 is snapped onto the body

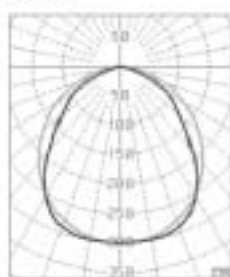


Wire attachment No. 348

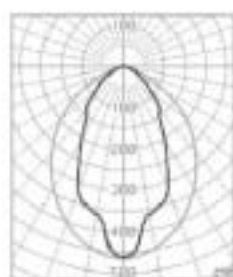
Polar diagram



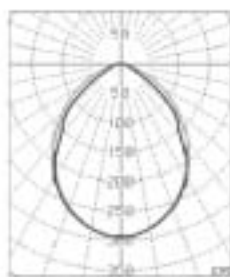
4502 T5
cd/1000 lm



4502 T8
cd/1000 lm



4582 T5
cd/1000 lm



4582 T8
cd/1000 lm

Dimensions and weights

Effect	Length	Width	Height	Suspension c/c	Weight
2x36	1320	210	120	1270	4,0kg
2x58	1620	210	120	1570	5,2kg
2x36 HF	1320	210	120	1270	4,0kg
2x58 HF	1620	210	120	1570	5,2kg
2x54 HF	1320	210	120	1270	4,0kg
2x49 HF	1620	210	120	1570	5,2kg

All dimensions in mm.

Subject to changes of design and dimensions without notice.

Facts

Luminaire:

Body and end-pieces of hot-galvanized sheet steel.

Reflector:

The T8-models have a reflector of mat anodised pure aluminium and the T5-model reflectors are of unalloyed aluminium with a super-gloss finish. They are locked to the end-pieces. Only one simple operation is required to mount or to dismount the reflector.

Louvre:

The luminaire can be provided with glare protection (E7221912, E7221914), for good protection along the luminaire.

Connection:

All the end-pieces through cable entries Ø23mm with blanking grommets. The luminaire has a through-wiring facility 5x2,5mm².

Installation:

Surface mounting, or on a wire with wire attachment No. 343 or No. 348 or quick suspension 450 (see accessories).

Miscellaneous:

Connection of the power supply cable in screwless terminal blocks, positioned at the end-pieces. Phase compensated. Available in designs for T5 and T8. On request the luminaire can be equipped with Canalis busbar and an adaptor. Aluminium louvre as an optional extra.

Luminaire:

E72 216 34	4502/36	2x36w T8
E72 216 35	4502/58	2x58w T8
E72 216 44	4502/36 HF	2x36w T8
E72 216 45	4502/58 HF	2x58w T8
E72 216 52	4502/49	2x49w T5
E72 216 54	4502/54	2x54w T5

Accessories:

E79 201 44	Wire attachment No. 343
E79 218 00	Wire attachment No. 348
E79 201 56	Quick suspension 450, pair
E79 202 00	Bracket 326
E79 238 34	Louvre 458/36-54
E79 238 36	Louvre 458/49-58