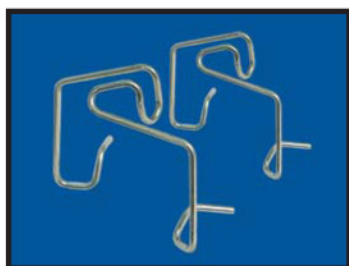




Series 45L

The Series 45 industrial luminaire is an excellent choice for the heavy industry with a high level of soiling. The simple method of replacement reflectors makes it easy quickly and cost-effective to restore the original efficiency of the luminaire. The Series 45 is easy to install and to combine with a range of accessories such as Canalis, fastening devices, and an aluminium louvre etc. The luminaire is available with a mat anodised pure aluminium reflector. See separate product sheet.



Wire attachment No. 348



Wire attachment No. 343




Luminaire 4582L, equipped with a louvre.

Series 45L

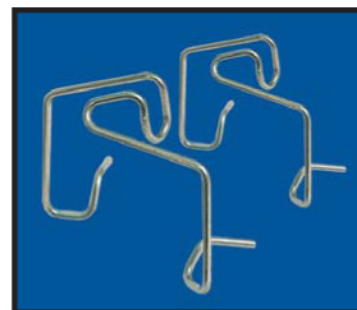
IP₂₃ T5 T8   CE



The 3 replacement reflectors are snapped on to a reflector holder

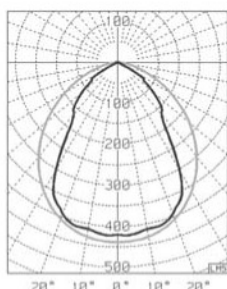


The quick suspension 450 is snapped onto the body

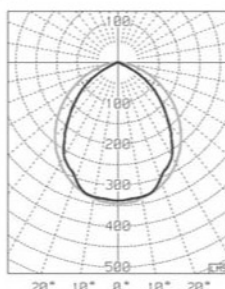


Wire attachment No. 348

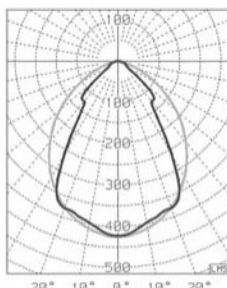
Polar diagram



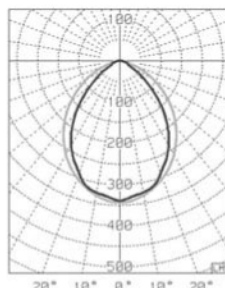
4502 L T5



4502 L T8



4582 L T5



4582 L T8

Dimensions and weights

Effect	Length	Width	Height	Suspension c/c	Weight
2x36	1320	210	120	1270	5,9kg
2x58	1620	210	120	1570	7,9kg
2x36 HF	1320	210	120	1270	5,1kg
2x58 HF	1620	210	120	1570	6,5kg
2x54 HF	1320	210	120	1270	5,1kg
2x49 HF	1620	210	120	1570	6,5kg

All dimensions in mm.

Subject to changes of design and dimensions without notice.

Facts

Luminaire:

Body and end-pieces of hot-galvanized sheet steel.

Reflector:

The luminaire is equipped with an easy-to-remove sheet steel reflector holder with 3 replacement reflectors of aluminium laminate.

Louvre:

The luminaire can be provided with glare protection (E7221912, E7221914), for good protection along the luminaire.

Connection:

At the end-pieces through cable entries Ø23mm with blanking grommets. The luminaire has a through-wiring facility 5x2.5mm².

Installation:

Surface mounting, or on a wire with wire attachment No. 343 or No. 348 or quick suspension 450 (see accessories).

Miscellaneous:

Connection of the power supply cable in screwless terminal blocks, positioned at the end-pieces.

Phase compensated. Available in designs for T5 and T8.

On request the luminaire can be equipped with Canalis busbars and an adapter. Aluminium louvre as an optional extra.

Luminaire:

E72 216 64	4502/36 L	2x36w T8
E72 216 65	4502/58 L	2x58w T8
E72 216 74	4502/36 L HF	2x36w T8
E72 216 75	4502/58 L HF	2x58w T8
E72 216 92	4502/49 L	2x49w T5
E72 216 94	4502/54 L	2x54w T5

Accessories:

E79 201 44	Wire attachment No. 343
E79 218 00	Wire attachment No. 348
E79 201 56	Quick suspension 450, pair
E79 202 00	Bracket 326
E79 238 34	Louvre 458/36-54
E79 238 36	Louvre 458/58-49
E79 226 25	Replacement reflector 45L 36/54W, Set of 10
E79 226 26	Replacement reflector 45L 58/49W, Set of 10